

BYD



BYD SEAL

BYD SEAL Specification

● Standard ○ Optional — Not Available

Exterior	Design	Excellence AWD
Metallic paint	●	●
LED headlights, automatic on/off	●	●
LED daytime running lights	●	●
Follow me home (The headlights turned on in advance/delayed off function)	●	●
High Beam Assistant (HMA)	●	●
Exterior mirror footlights	●	●
LED taillights	●	●
Panoramic roof	●	●
Electric tailgate	●	●
18" alloy wheels	—	—
19" alloy wheels	●	●
235/45 R19 tyres	●	●
225/50 R18 tyres	—	—
Exterior mirrors, electrically adjustable, electrically folding, heated, reverse auto-tilt, position memory	●	●
Exterior mirrors, electrically adjustable, electrically folding, heated	—	—
Front windscreen, UV protection, thermal insulation, soundproofing	●	●
Rear windows and rear windscreen, privacy glass	●	●
Front windscreen, rain-sensing wipers	●	●

Interior	Design	Excellence AWD
Multi-function steering wheel , leather, heated	●	●
Leather seats	●	●
Artificial leather seat	—	—
Driver seat, electrically adjustable, 8 ways, position memory	●	●
Driver seat, electrically adjustable, 8 ways	—	—
Driver seat, ventilated, heated, memorized adjustment	●	●
Driver seat, ventilated, heated	—	—
Driver seat, integrated headrest	●	●
Driver seat, electric lumbar support, 4 ways	●	●
Front passenger seat, electrically adjustable, 6 ways	●	●
Front passenger seat, ventilated, heated	●	●
Front passenger seat, integrated headrest	●	●
Split folding rear seats, 40:60	●	●
Dual-zone climate control	●	●
Auto-dimming rear view mirror	●	●
Ambient lighting, multi-colour	●	●
Front centre armrest, 2 cupholders	●	●
Rear armrest, 2 cupholders	●	●
PM2.5 filter	●	●
Negative-ion generator	●	●
12V power output	●	●

Communications and In-Car Entertainment	Design	Excellence AWD
10.25" TFT full LCD instrument panel	●	●
15.6" Electrically rotatable touchscreen	●	●
DAB+ & FM	●	●
Dynaudio® sound system, 12 speakers	●	●
Head-up Display (HUD)	—	●
Navigation ¹	●	●
Intelligent voice control - "Hi, BYD"	●	●
Onboard 4G connectivity ²	●	●
Cloud service - BYD APP ²	●	●
Front USB ports, 1 x Type A, 1 x 60W Type C	●	●
Rear USB ports, 1 x Type A, 1 x 60W Type C	●	●
2 x Smartphone wireless charging, 15W	●	●
Android Auto™ & Apple CarPlay ³	●	●

1. The Navigation system includes a 3-year free-trial subscription, initial activation of the Navigation service will be implemented when first using the app for live navigation services. The Navigation system is not available in all languages or countries. Please contact your local dealers for updates to check language and country availability.

2. 10 years free cloud service from first activation.

3. Apple CarPlay is a trademark of Apple Inc., registered in the U.S. and other countries. Please check Apple CarPlay's available regions at www.apple.com/ios/feature-availability/#apple-carplay. Android and Android Auto are trademarks of Google LLC. Please check Android Auto's available regions at g.co/androidauto/requirements. To wirelessly use Android Auto on your car display, you need a compatible Android smartphone with an active data plan. You can check which smartphones are compatible at g.co/androidauto/requirements. To use Android Auto on your car display, you'll need an Android phone running Android 8 or higher, an active data plan, and the Android Auto app.

Safety

Design Excellence AWD

Driver's airbag	●	●
Front passenger's airbag, deactivation switch	●	●
Front centre airbag	●	●
Front and rear side airbags	●	●
Side curtain airbags	●	●
Pre-tensioned and height adjustable front seat belts	●	●
Pre-tensioned rear seat belts	●	●
ISOFIX and i-Size, front passenger and outer rear seats	●	●
Tyre Pressure Monitoring System (TPMS)	●	●
Anti-theft system	●	●
Auto-lock system	●	●
Electronic child safety lock	●	●
Child Presence Detection (CPD)	●	●
Emergency call	●	●

Driving Assistance

Design Excellence AWD

Parking radars, front and rear	●	●
360° view camera	●	●
Intelligent Speed Limit Information (ISLI) & Intelligent Speed Limit Control (ISLC)	●	●
Integrated Power Brake (IPB)	●	●
Traction Control System (TCS)	●	●
Blind Spot Detection (BSD)	●	●
Lane Change Assist (LCA)	●	●
Adaptive Cruise Control (ACC) & Intelligent Cruise Control (ICC)	●	●
Automatic Emergency Braking (AEB)	●	●
Predictive Collision Warning (PCW)	●	●
Forward Collision Warning (FCW)	●	●
Rear Collision Warning (RCW)	●	●
Front Cross Traffic Alert (FCTA) & Front Cross Traffic Brake (FCTB)	●	●
Rear Cross Traffic Alert (RCTA) & Rear Cross Traffic Brake (RCTB)	●	●
Lane Departure Assistant (LDA) & Lane Departure Warning (LDW)	●	●
Emergency Lane Keeping Assist (ELKA)	●	●
Traffic Jam Assist (TJA)	●	●
Traffic Sign Recognition (TSR)	●	●
Door Opening Warning (DOW)	●	●
Driver Attention Warning (DAW)	●	●
Vehicle Dynamic Control System (VDC)	●	●
Auto Hold	●	●
Electric Parking Brake (EPB)	●	●
Hill Start Assist (HSA)	●	●
Comfort brake system	●	●


Convenience & Efficiency

Design Excellence AWD

Vehicle-to-Load (V2L) function	●	●
Driving modes: Eco, Normal, Sport, Snow	●	●
Front Boot	●	●
2 x Smart Key & 1 x NFC Key	●	●
Keyless entry & keyless start	●	●
Heat pump	●	●
11kW On-Board Charger (OBC)	●	●
Easy entry	●	●

Paint Colours Options

	Design	Excellence AWD
Ice blue	●	●
Indigo grey	○	○
Polar white	○	○
Space black	○	○
Atlantis grey	○	○




Ice blue




Indigo grey



Polar white



Space black



Atlantis grey

Interior Colour Options

	Design	Excellence AWD
Black	●	●
Tahiti blue	●	●

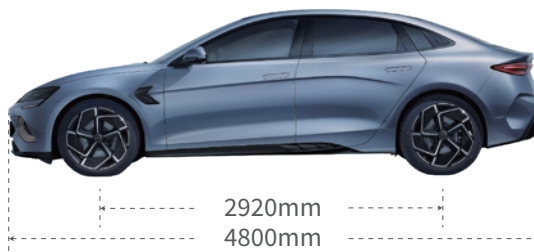


Black



Tahiti blue

Dimensions (mm)



Technical Data

Battery	Design	Excellence AWD
Battery type	BYD Blade Battery (LFP)	
Battery capacity (kWh)	82.5	82.5
Nominal voltage (V)	550.4	550.4

WLTP Range & Consuption ^{4, 5}	Design	Excellence AWD
Electric range - combined (km)	570	520
Electric range - city (km)	690	600
Consumption - combined (kWh/100km)	16.6	18.2
Consumption - city (kWh/100km)	13.8	15.8
CO ₂ Emissions - combined (g/km)	0	

Charging ⁶	Design	Excellence AWD
Charging port	CCS2	
Max. AC charging power	11kW	
AC charging time (11kW 3-phase) 0-100%	8.6h	8.6h
Max. DC charging power	150kw	150kw
DC charging time SOC 10%-80%	37min	37min
DC charging time SOC 30%-80%	26min	26min

Driving Performance	Design	Excellence AWD
Electric motor type	Rear: Permanent Magnet Synchronous Motor	Front: Asynchronous motor Rear: Permanent magnet synchronous motor
Drive type	RWD	AWD
Max. power (kW)	230	390
Max. torque (N•m)	360	670
Acceleration 0-100km/h (s)	5.9	3.8
Top speed (km/h)	180	180
Drag coefficient (Cd)	0.219	0.219
Front suspension	Double wishbone	Double wishbone Frequency variable damping shock absorber
Rear suspension	Multi-link	Multi-link Frequency variable damping shock absorber
Brakes	Front fixed callipers with perforated ventilated brake disc	

Vehicle Weight & Capacity	Design	Excellence AWD
Kerb weight (kg)	2055	2185
Gross vehicle weight (kg)	2501	2631
Max. front axle load (kg)	1120	1240
Max. rear axle load (kg)	1401	1411
Max. towing capacity (unbraked, kg) ⁷	750	750
Max. towing capacity (braked, kg) ⁷	750	1500
Min. turning radius (m)	5.7	
Front boot volume (L)	53	
Boot volume (L)	400	

4. Power consumption is calculated in accordance with Regulation (EU)2017-1151.

5. The WLTP range and consumption values are obtained under standard EU test conditions, according to the uniform provisions concerning the approval of motor vehicles with regard to the emissions based on the new World Harmonized Light Vehicle Test Procedure (WLTP). The actual range and energy consumption figures may vary due to a number of factors such as weather conditions, traffic situation, vehicle load and driving behaviours.

6. Charging times and charging speed may vary due to different factors such as battery temperature, specs of charging infrastructure, state of charge. A CCS2 DC charger with the output higher than 150kW and the voltage higher than 650V, as well as the suitable ambient temperature (25°C) are required to achieve the maximum charging speed.

7. Towing capacity is only available for OEM-verified towbar, please contact your dealer or BYD official for further details.

Dimensions (mm)	Design	Excellence AWD
Length	4800	
Width	1875	
Width with extended exterior mirror	2150	
Height	1460	
Wheelbase	2920	
Front track	1620	
Rear track	1625	

Model Description	Wheel	VRT Band	Road Tax	kW	WLTP Electric Range	Retail Price	VRT Relief	SEAI Grant	Subsidised Retail Price
Seal Design RWD	19"	7%	€120	230	570km	€50,990	−€2,055	−€3,500	€45,435
Seal Design RWD & Optional Paint	19"	7%	€120	230	570km	€52,090	−€1,560	−€3,500	€47,030
Seal Excellence AWD	19"	7%	€120	390	520km	€54,990	−€255	−€3,500	€51,235
Seal Excellence AWD & Optional Paint	19"	7%	€120	390	520km	€56,090	−€0	−€3,500	€52,590

Paint Options	RRP
Ice Blue (Standard)	€0
Polar White	€1,100
Space Black	€1,100
Atlantis Grey	€1,100
Indigo Grey	€1,100

SRP = Subsidised Retail Price after state subsidies for private customers of VRT rebate and SEAI grant (Sustainable Energy Authority of Ireland).
Business/Commercial buyers state subsidies comprise of VRT rebate only, all available state subsidies are subject to approval.

BYD Ireland
www.bydauto.ie / Tel: 01 - 236 9252

Please note prices applicable to all models registered until **31.08.2025** . Subject to availability. Terms & Conditions apply. Prices quoted do not include dealer and delivery related charges. All details on this website should be regarded as approximate. The manufacturer reserves the right to make changes to design, specification, terms and conditions governing new vehicle sales, and prices. Information on prices and standard equipment, statutory and legal requirements, including tax legislation, applies to the Republic of Ireland only. Illustrations may also depict accessories or special equipment that are not part of the standard delivery specification. Images shown throughout the site are a general indication of the model and therefore some images are for illustrated purposes; features, equipment and colours may not be available in the Republic of Ireland or may not be to the Republic of Ireland specification. Prices applicable are those ruling at date of delivery. This list cancels all previous lists and the prices are ex distribution compound and exclude delivery and other related charges and service contract. Prices are subject to alteration at any time without notice or obligation. While every effort is made to ensure accuracy, no responsibility can be accepted by Motor Distributors Limited or any of its Authorised Agents for errors, omissions or alterations. Battery Electric Vehicles (BEV) figures determined with battery fully charged. These models require mains electricity for charging. Figures shown are for comparability purposes only. Figures may differ from real life driving results, which will depend upon a number of factors including (a) the starting charge of the battery (b) accessories fitted (post registration), variations in weather, driving styles and vehicle load.